



# P. R. ENGINEERING COLLEGE

(An ISO 9001:2008 Certified Institution)  
Vallam THANJAVUR – 613403



**Date:**

## STUDENTS SATISFACTION QUESTIONNAIRE

We are interested to learn more about students' satisfaction with their college experience.

1. Please describe what aspect of this college have you been **most satisfied** with?

2. Please describe what aspect of this college have you been **least satisfied** with?

Listed below are several aspects of students' college experience. Please honestly rate your level of dissatisfaction-satisfaction by circling an answer for each item:

	1 Very Dissatisfied (VD)	2 Dissatisfied (D)	3 Neither Satisfied or Dissatisfied (N)	4 Satisfied (S)	5 Very Satisfied (VS)					
<b>My satisfaction with</b>						VD	D	N	S	VS
1. Library resources.						1	2	3	4	5
2. Opportunities to make friends.						1	2	3	4	5
3. Professionalism of my lectures & tutors.						1	2	3	4	5
4. Lecture theatres, tutorial rooms & laboratory facilities.						1	2	3	4	5
5. Social events provided for students						1	2	3	4	5
6. Level of knowledge of the staff who teach me.						1	2	3	4	5
7. Availability of computers & technology.						1	2	3	4	5
8. Opportunities to develop close friendships.						1	2	3	4	5
9. Quality of the education I am receiving.						1	2	3	4	5
10. Extra campus facilities (e.g. banks, cafes, childcare, parking, bookshop, etc.)						1	2	3	4	5
11. Chances to pursue my social interests.						1	2	3	4	5
12. Quality of the staff who teach me.						1	2	3	4	5
13. Places to study on campus.						1	2	3	4	5
14. Quality of the social life at this university.						1	2	3	4	5
15. Interest that teaching staff take in my progress.						1	2	3	4	5
16. Student support services. (e.g. student union, academic assistance, counseling, etc.)						1	2	3	4	5

- |  |   |   |   |   |   |
|--|---|---|---|---|---|
| 17.Chances to spend enjoyable time with other people | 1 | 2 | 3 | 4 | 5 |
| 18. Teaching ability of my tutors & lectures.        | 1 | 2 | 3 | 4 | 5 |
| 19. Overall quality of the campus facilities.        | 1 | 2 | 3 | 4 | 5 |
- Suggested Improvements

Please take a moment to make further comments or suggestions for improvement.

Name of the Student :

Programme of Study :  Batch :

Signature



**P.R. ENGINEERING COLLEGE**  
UGC Recognized under 2(f) & 12(B)  
(Approved by AICTE, New Delhi & Affiliated to Anna University, Chennai)  
(Accredited with 'A' Grade by NAAC)  
Vallam, Thanjavur - 613 403



# **Students Satisfaction Survey (2019-20) Report**

**Submitted by**

**INTERNAL QUALITY ASSURANCE CELL**



**P.R. ENGINEERING COLLEGE**  
UGC Recognized under 2(f) & 12(B)  
(Approved by AICTE, New Delhi & Affiliated to Anna University, Chennai)  
(Accredited with 'A' Grade by NAAC)  
Vallam, Thanjavur - 613 403

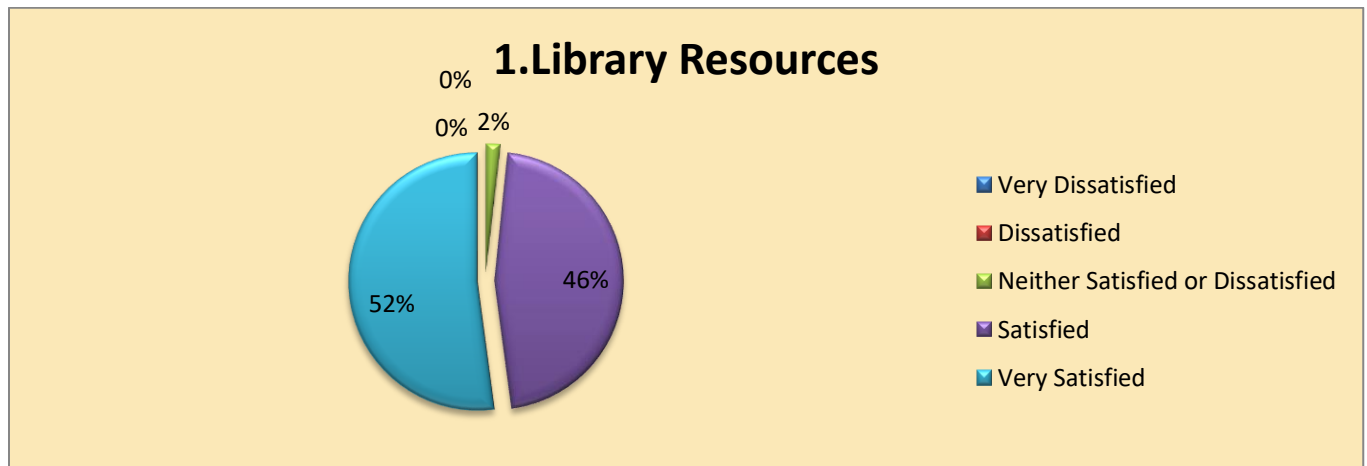


Institution has designed the questionnaire to assess the institutional performance through Student Satisfaction Survey (SSS). This survey was administered to measure overall student satisfaction with the quality of learning experiences, quality of studies, quality of campus facilities, and availability of Library and Learning Resource Center resources. It also assesses students' overall levels of satisfaction with their experiences at this institution.

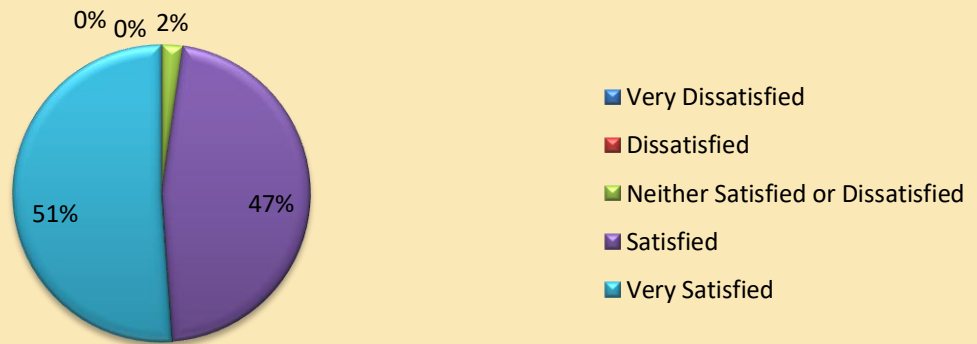
**The result of Student Satisfaction Survey (SSS) is summarized as below:**

The brief observations about the survey are as follows:

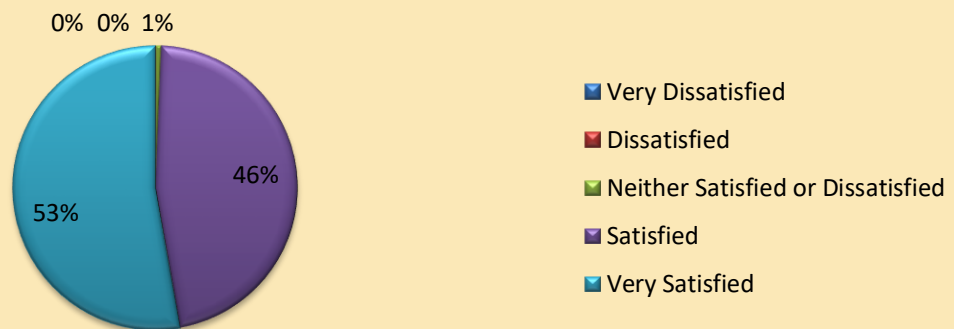
- Total 307 responses are obtained from the students of UG and PG level programmes.
- The students from CIVIL,CSE,EEE,ECE,MECH,MCA&ME has participated in the survey
- Average Student Satisfaction Index : **98.4 %**



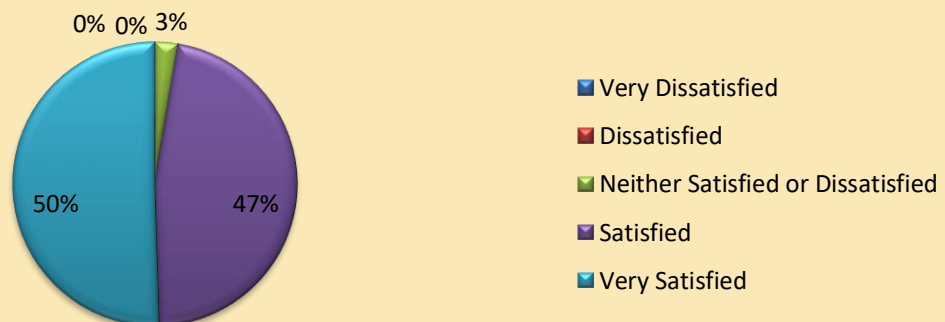
## 2.Opportunities to Make Friends



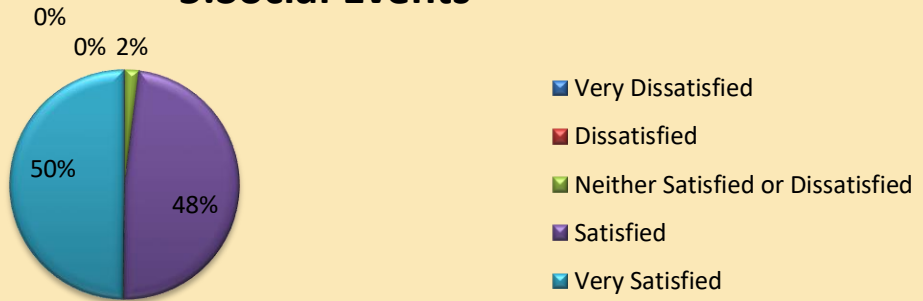
## 3. Professionalism of Lectures & Tutors




## 4.Lecture theatres, tutorial rooms & Lab



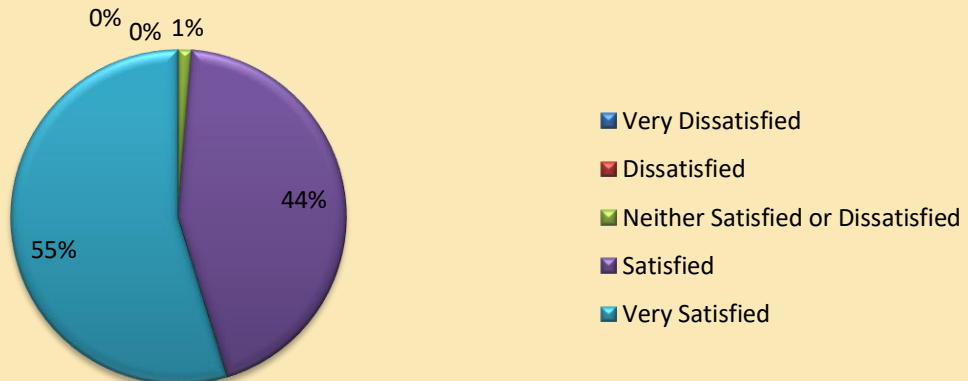
### 5.Social Events



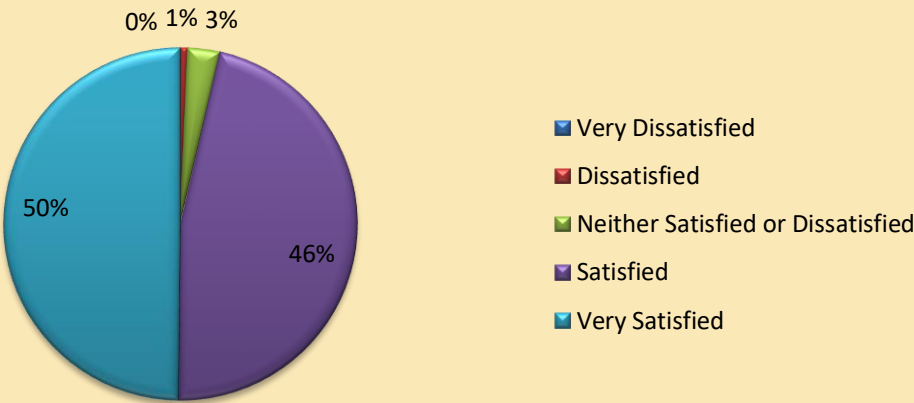
### 6.Level of Knowledge of Staff



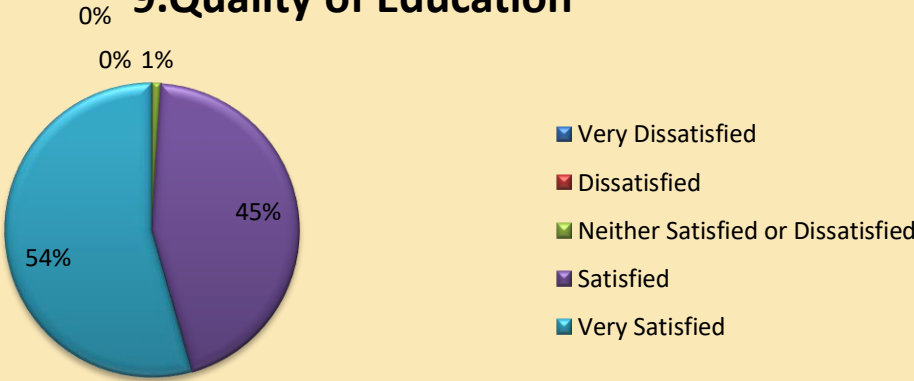
### 7.Availability of Computers & Technology



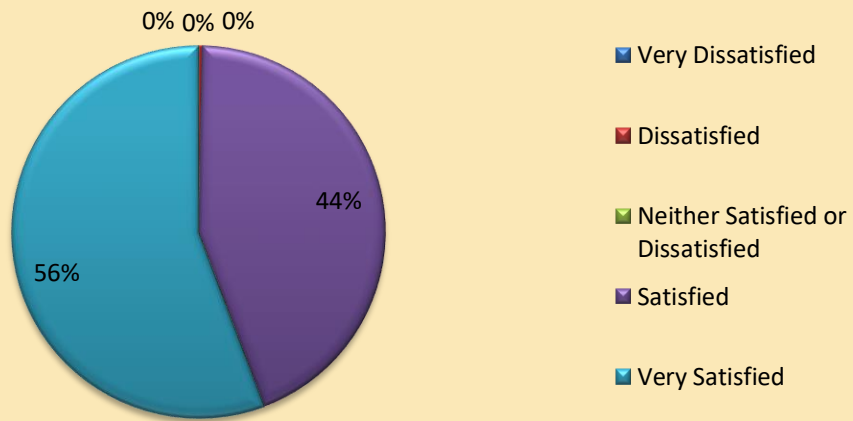
### 8.Opportunities to develop close friends



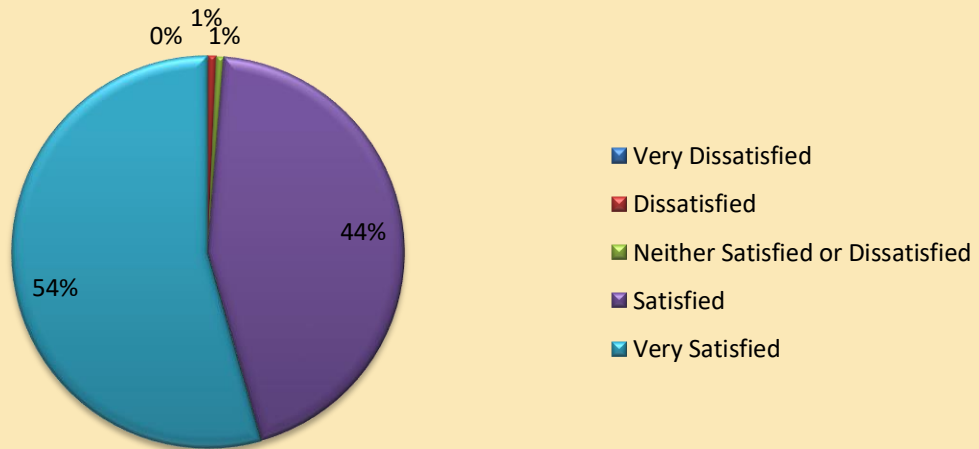
### 9.Quality of Education



## 10. Extra Campus Facilities

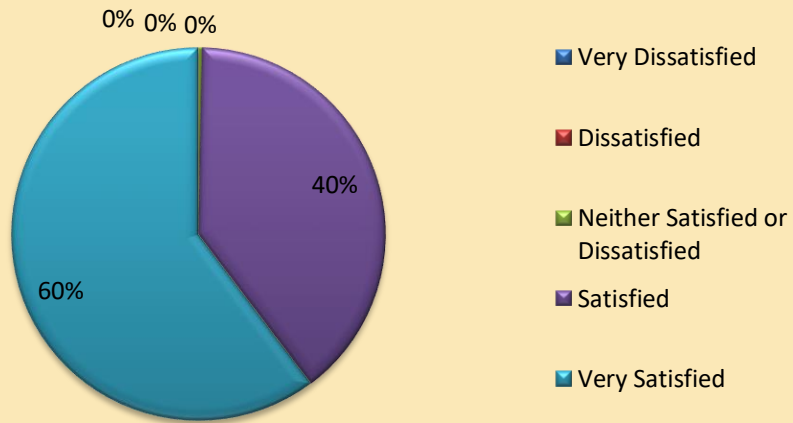


## 11. Pursue Social Interests

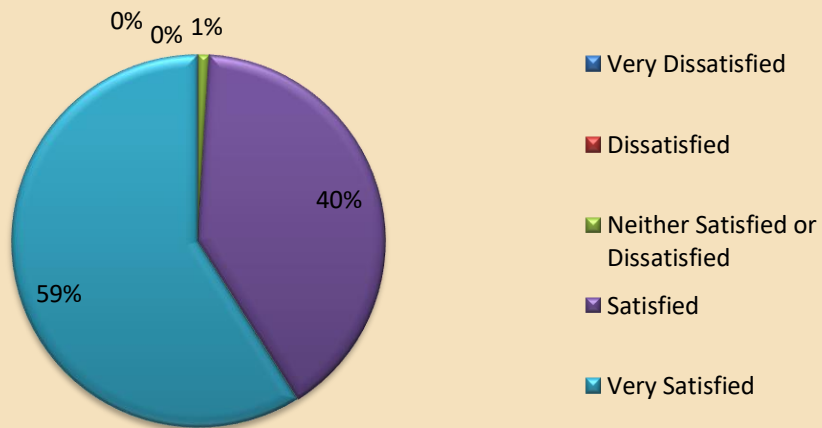


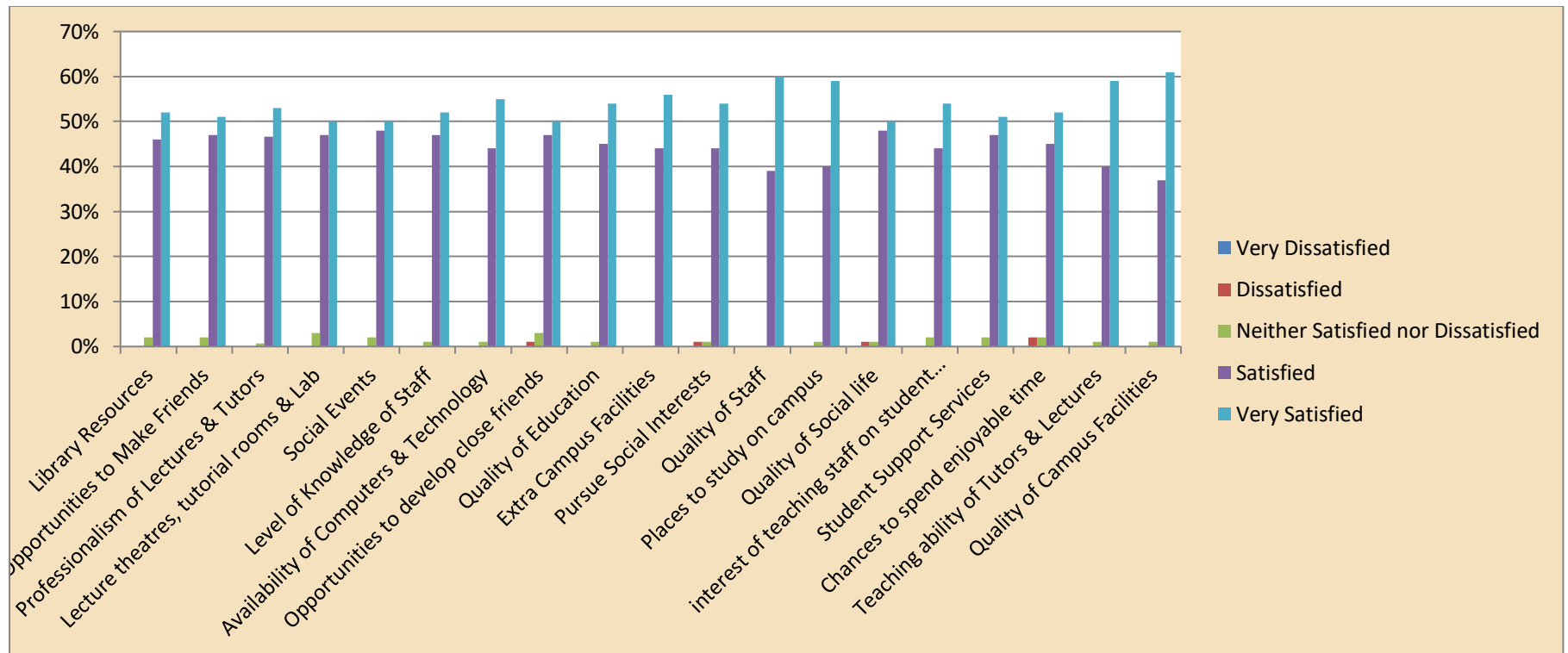


## 12. Quality of Staff



## 13. Quality of Staff





Overall, the results of the survey show that about 98% of the students studying in the Institution are **satisfied/very satisfied** with the various aspects of the institution services relating to academic support and instruction, facilities and academic infrastructure, aspects of student life at the college and community engagement activities.